


# TEKNIC

## Product Range



## CONTROL AND SIGNALING DEVICES

Ø 22.5 METAL SERIES



Ø 22.5 MODULAR PLASTIC SERIES



Ø 22.5 JOYSTICKS

Ø 22.5 CLIPON SERIES

Ø 30.5 METAL SERIES

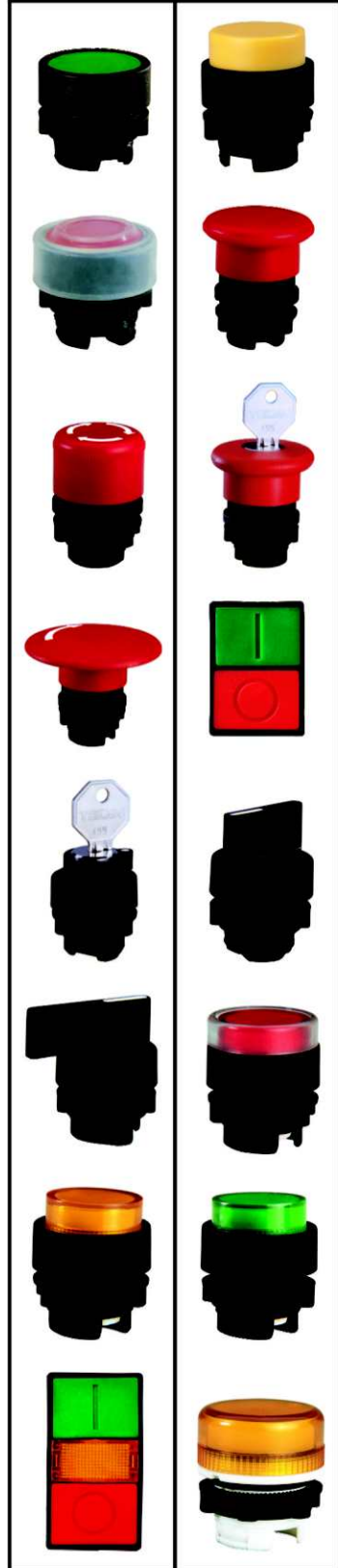


SAFETY ENCLOSURES FOR ELEVATORS














CONTROL STATIONS































Ø 22.5 PLASTIC SERIES























MINIATURE CIRCUIT BREAKERS	
	
 1 Pole (0.5 to 63 A)	 1 Pole (80 - 125 A)
 2 Pole (0.5 to 63 A)	 2 Pole (80 - 125 A)
 3 Pole (0.5 to 63 A)	 3 Pole (80 - 125 A)
 4 Pole (0.5 to 63 A)	 Aux. Contact
 RCBO (up to 63 A)	 Signal Lamp
 RCCB (up to 63 A)	 Shunt Trip

DISTRIBUTION BOARDS	
	
 SPN DB	 TPN DB
 VTPN DB	 TPN 7 SEGMENT DB
 TPN PHASE SELECTOR DB	 METAL - PLUG & SOCKET DB
 TPS 03	 TPS 05
 TSENCL 233318/X	 TSK 253011/X
 SDB 6 C	 SDB 6 A

<p>ROTARY CAM SWITCHES 6 -10 Amp</p> <p>CE </p>	
	
	
<p>LOAD BREAK SWITCH / SFU</p> <p>CE  </p>	
	
Load Break Switch 16-125A	Safety Switch
	
Change Over Switch 16-160A	Load Break Switch 200-800A
	
Switch Fuse 63-160A	Switch Fuse 200-250A
	
Switch Fuse 315-400A	Switch Fuse 630A

<p>MOTOR PROTECTIVE CIRCUIT BREAKER</p> <p>CE   </p>	
	
0.1-32A	0.1-65A
	
Aux. contact for side mounting 1NO, 1NC, 1NO+1NC, 2NO, 2NC	Side aux. contact block 1NO, 1NC, 1NO+1NC, 2NO, 2NC
	
Aux. contact for inside mounting 1NO, 1NC	Front aux. contact block 1NO+1NC
	
Under voltage release	Under voltage release
	
Indicator light	Starter combination
	
Enclosure IP 55	Standard insulated enclosure

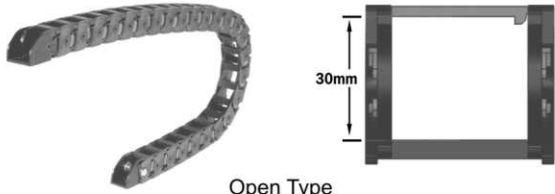


DISTRIBUTION ASSEMBLIES CE	
	
ROS 5 DIST. ASM.	ROS 1600 D
	
INTERLOCKED SWITCH SOCKET	ROS 7 DIST. ASM.
	
CONNECTABLE MODULE	CONNECTABLE MODULE
	
ROS 11 DIST. ASM.	ROK MODULE
	
ROS 12 SDP	CABLE REEL.
	
ROS 24 S	ROS 12 S

PLUGS & SOCKETS CE 	
	
IVGN 6353	IVNO 3253
	
IZVZ 3253	IZGN 6353
	
ISN 1652	IEGN 6353
	
IVGN 12543	ISGN 12543
	
ISN 1632	IVN 1632


**CABLE DRAG CHAINS  
PLASTIC / METAL**

Light Series Type 3010 Polyamide




Open Type

Light Series Type 4230 Polyamide




Open Type

Medium Series Type 6830 Polyamide




Open Type

Type 4760 Polyamide



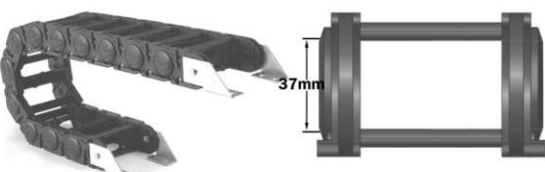
Close Type

Heavy Series Type 4710 Polyamide




Open Type

Heavy Series Type 7710 Composite



Open Type

Heavy Series Type 9210 Composite



Open Type

**CABLE CONDUIT**



Cable Conduit  
Size: Ø 7mm-96mm  
Colour- Black / Gray



Straight Connectors  
PG/Metric



45° Elbow Connectors  
PG/Metric



90° Curved Elbow Connectors  
PG/Metric



90° Elbow Connectors  
PG/Metric






















Y Distributors



T Distributors





MICRO SWITCHES				
				
ROCKER SWITCHES	DOMESTIC SWITCHES			CIRCUIT BREAKERS
	  <p>IS:3854 CML-6200075497</p>			
				
				
WARNING / SIGNALING TOWER LIGHTS				CE 
				



SINGLE LIMIT SWITCHES  
CE

INDUCTIVE PROXIMITY SWITCHES  
CE

MULTIPLE LIMIT SWITCHES  
CE



PHOTO SENSORS



FOOT SWITCHES



TRIP RAILS / TRIP DOGS /  
CABLE GLANDS

